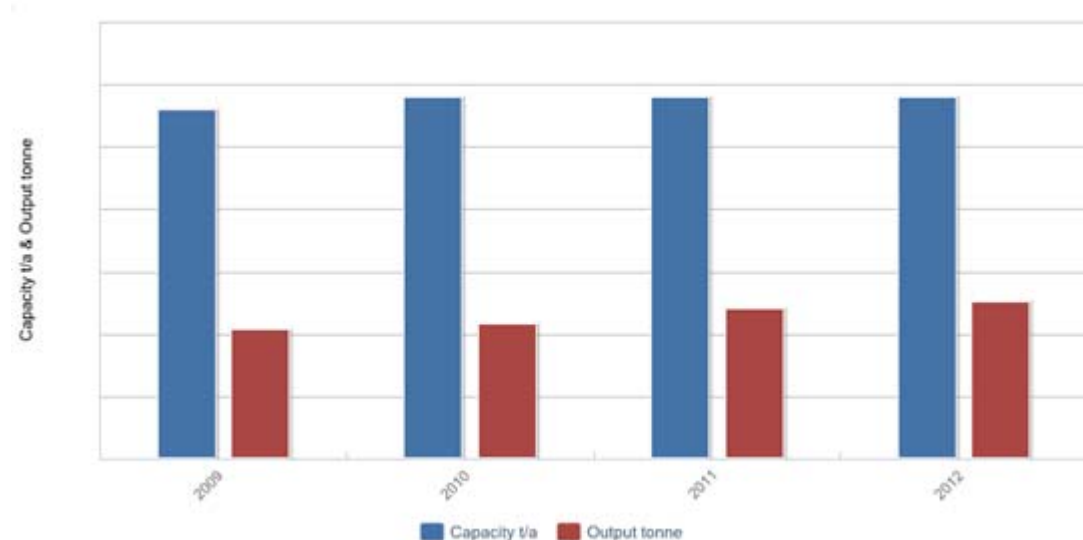


Note: Key data/information in this sample page is hidden, while in the report it is not.

4 Supply of quizalofop-P-ethyl in China

4.1 Summary of quizalofop-P-ethyl technical production, 2009-2012

Figure 4.1-1 Capacity and output of quizalofop-P-ethyl technical in China, 2009-2012



Source: CCM

4.2 Key quizalofop-P-ethyl technical manufacturers

Table 4.2-2 Capacity and output of active quizalofop-P-ethyl technical producers in China, 2010-2012

No.	Enterprise	2012		2011		2010		2009	
		Capacity t/a	Output tonne	Capacity t/a	Output tonne	Capacity t/a	Output tonne	Capacity t/a	Output tonne
1	XXX	XXX	XXX	XXX	XXX	XXX	XXX	XXX	50
2	XXX	XXX	XXX	XXX	XXX	XXX	XXX	200	XXX
3	XXX	XXX	XXX	XXX	XXX	XXX	0	XXX	XXX
4	XXX	XXX	XXX	XXX	XXX	500	XXX	XXX	XXX
5	XXX	XXX	XXX	600	XXX	XXX	XXX	XXX	XXX
6	XXX	XXX	570	XXX	XXX	XXX	XXX	XXX	XXX
7	XXX	500	XXX	XXX	XXX	XXX	XXX	XXX	XXX

Source: CCM

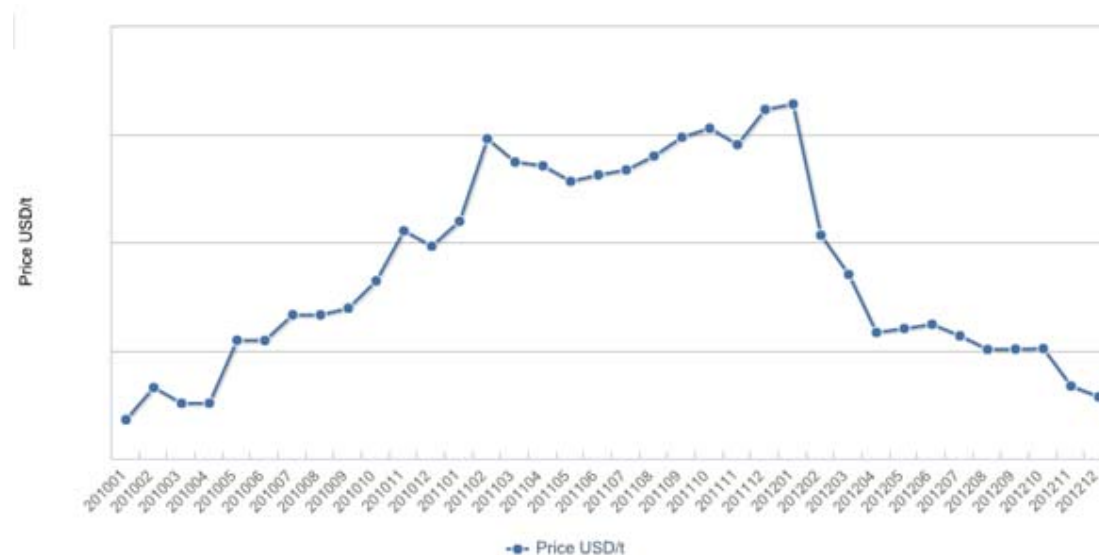
Table 4.2-3 Capacity and output of quizalofop-P-ethyl technical by provinces in China, 2009-2012

No.	Region	2012		2011		2010		2009	
		Capacity t/a	Output tonne	Capacity t/a	Output tonne	Capacity t/a	Output tonne	Capacity t/a	Output tonne
1	XXX	XXX	XXX	XXX	XXX	XXX	XXX	XXX	20
2	XXX	XXX	XXX	XXX	XXX	XXX	XXX	600	XXX
3	XXX	XXX	XXX	XXX	XXX	XXX	300	XXX	XXX
4	XXX	XXX	XXX	XXX	XXX	1,300	XXX	XXX	XXX

Source: CCM

5.2 Price of quizalofop-P-ethyl

Figure 5.2-1 Ex-works price of quizalofop-P-ethyl 95% technical in China, 2010-2012



Note: Ex-works price includes VAT.

Source: CCM

6 Demand of quizalofop-P-ethyl in China

Table 6-1 Domestic apparent consumption of quizalofop-P-ethyl in China, 2009-2012, tonne

Year	Technical output	Export			Import	Apparent consumption (by 95% technical)
		95%technical	5% EC	Total (by 95%technical)		
2009	XXX	XXX	XXX	XXX	XXX	XXX
2010	XXX	XXX	XXX	XXX	XXX	XXX
2011	XXX	XXX	XXX	XXX	XXX	XXX
2012	XXX	XXX	XXX	XXX	XXX	XXX

Note: Apparent consumption=Output + Import - Export

Source: CCM

Table 6-2 Market value (ex-work level) of quizalofop-P-ethyl in China, 2008-2012

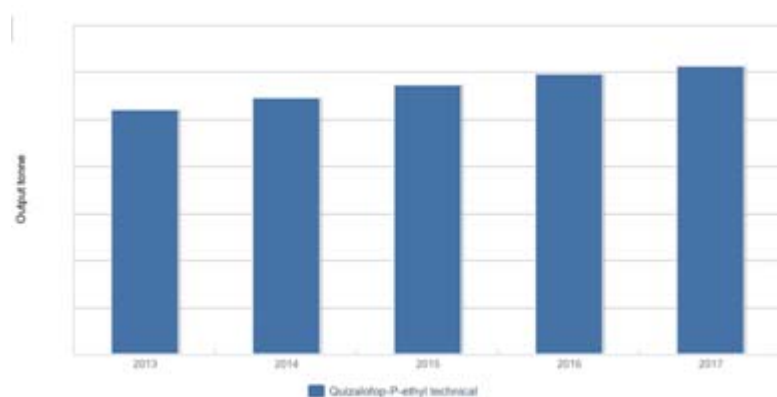
Year	Consumption volume, tonne			Market value, mil. USD		
	5% EC	Others	Total	5% EC	Others	Total
2009	XXX	XXX	XXX	XXX	XXX	XXX
2010	XXX	XXX	XXX	XXX	XXX	XXX
2011	XXX	XXX	XXX	XXX	XXX	XXX
2012	XXX	XXX	XXX	XXX	XXX	XXX

Note: Consumption of quizalofop-P-ethyl in 2008-2012 is calculated by 50g/L EC

Source: CCM

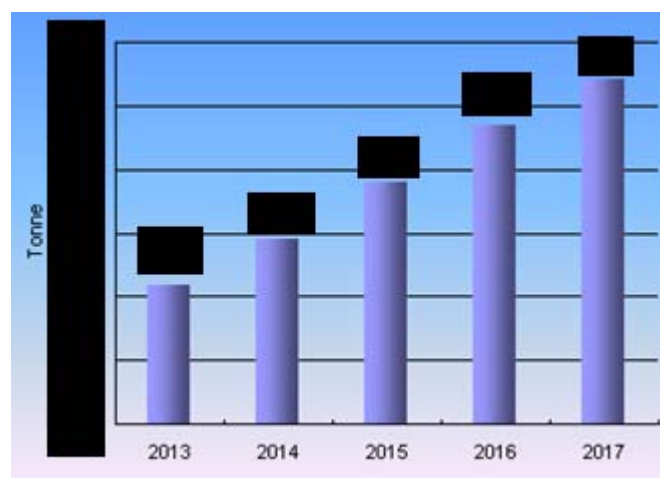
8 Future trend and conclusion

Figure 8-1 Output forecast of quizalofop-P-ethyl technical (by 95% technical) in China, 2013–2017



Source: CCM

Figure 8-2 Domestic demand forecast of quizalofop-P-ethyl (by 95% technical) in China, 2013–2017



Source: CCM